



**SOUTHWESTERN
UNIVERSITY**

Center for Career & Professional Development

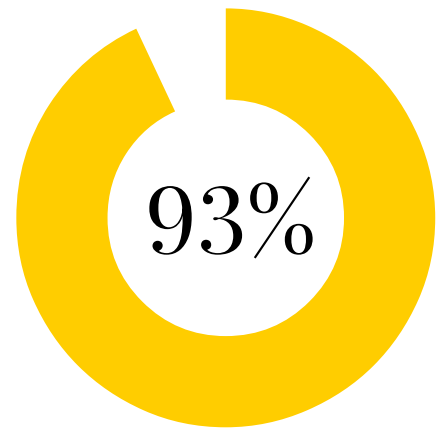
Post-Graduate Class of 2025 Survey Highlights

ABOUT THE SURVEY

Southwestern graduates leave campus ready to take on the world. The Class of 2025 is building careers, continuing their education, and making an impact, thanks in part to the hands-on experiences, internships, and opportunities they had here at SU.

This survey, conducted by the Center for Career & Professional Development (CCPD), follows the NACE First Destination Survey standards and collected outcomes within six months of graduation from the August 2024, December 2024, and May 2025 cohorts.

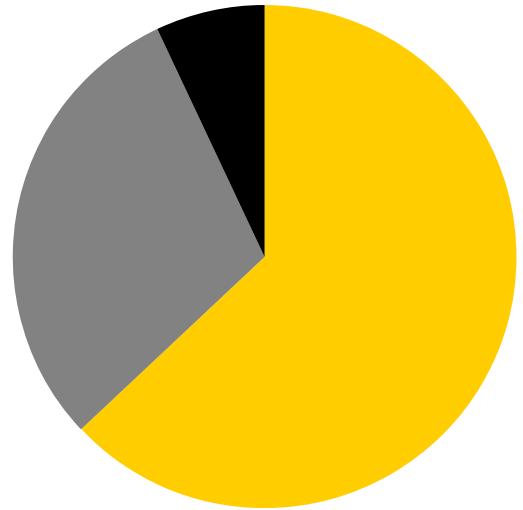
For more information, contact CCPD at pirate2pro@southwestern.edu or 512.863.1346.



**OF STUDENTS FROM
THE CLASS OF 2025
ARE EMPLOYED OR
IN GRADUATE SCHOOL
WITHIN 6 MONTHS OF
GRADUATION**

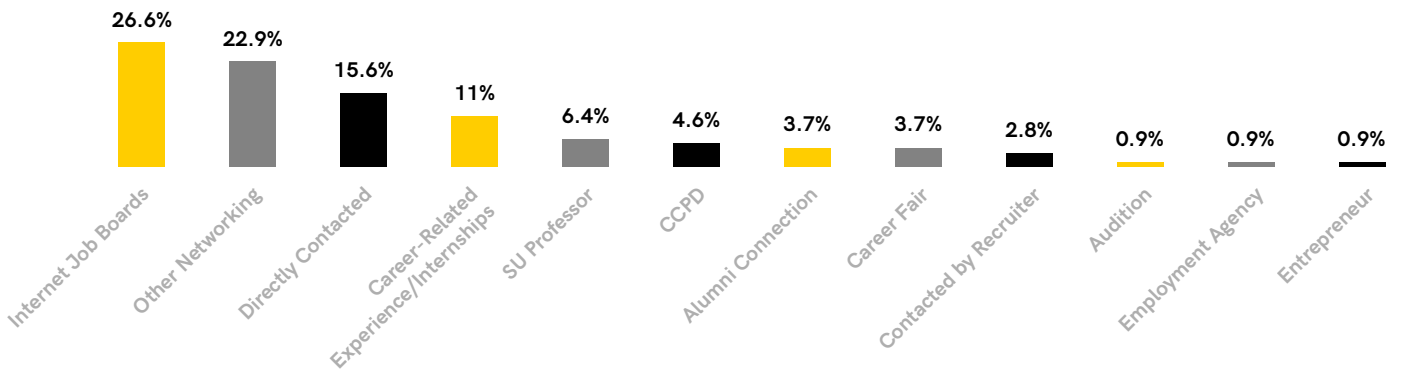
Where is the Class of 2025 Now?

- **63.41%** of our graduates were employed within 6 months of graduating
- *More than 1 in 5 continued their education:* **29.27%** pursuing graduate/professional study or advanced coursework
- Others exploring opportunities or taking time to plan next steps: **7.32%**



How Grads Found Employment

More than **60%** of graduates entered the workforce immediately after graduation. Most graduates landed job opportunities by leveraging their networks, including alumni, professors, CCPD, and other connections.



Work Locations

Graduates are making an impact across Texas, the U.S., and the world. The majority of graduates (83%) remain in Texas, while 10% work in 10 other states, and 5% work internationally in 5 countries: Andorra, Canada, India, Spain, and Taiwan.








TOP REPRESENTED WORK LOCATIONS:

- Texas: **83.0%**
- Washington: **2.0%**
- Illinois: **1.3%**
- Massachusetts: **1.3%**
- Montana: **1.3%**

Full-Time Salaries

Average Salary: **\$57,920**
Median Salary: **\$57,000**
Range: **\$18,000-\$176,000**

Types of Full-Time Employment

-  All Other Employment: **84.9%**
-  Temporary/Contract Work: **5.9%**
-  Post-Grad Internship/Fellowship: **5.0%**
-  Entrepreneur: **3.4%**
-  Volunteer Service: **0.8%**

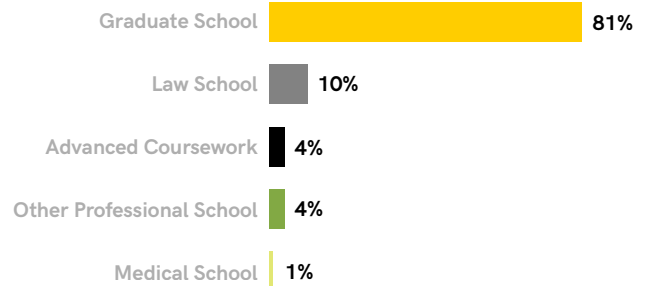
Select Employing Companies



Continuing Education

Nearly **30%** of the Class of 2025 pursued additional study immediately after graduation, preparing for advanced careers through graduate or professional programs, prerequisite coursework, or professional certificates.

TYPES OF PROGRAMS INCLUDE:



Selected Institutions/Programs of Study



PROGRAMS OF STUDY

- Accounting (MAcc)
- Aerospace Engineering (PhD)
- Athletic Training (MS)
- Biomedical Sciences (MS)
- Business Administration (MBA)
- Business Analytics (MSBA)
- Chemistry (PhD)
- Clinical Mental Health Counseling (MA)
- Communication (MA)
- Criminology and Criminal Justice (MS)
- Environment and Sustainability - Environmental Policy (MS)
- Epidemiology (MPH)
- Government (PhD)
- Industrial/Organizational Psychology (MS)
- Information Studies (MS)
- Kinesiology (MS)
- Law (JD)
- Marketing (MS)
- Medicine (MD)
- Occupational Therapy (OTD)
- Optometry (OD)
- Pharmaceutical Sciences (MS)
- Physical Therapy (DPT)
- Political Communication (MA)
- Statistics and Data Science (MA)

Internships

Internships remain a hallmark of the Southwestern Experience, providing students with meaningful, career-ready skills. Among the 85% of graduates who reported internship participation:

- 65% completed at least one internship
- 30% completed two or more internships

SELECT INTERNSHIP EMPLOYERS



99%

found internships helpful, 69% very helpful

INTERNSHIP DETAILS:

- 42.44% participated in paid internships
 - 37.21% completed unpaid internships
 - 20.35% experienced both paid and unpaid roles
-